

Practical design guide

Creating great user experience
and ultimate flexibility
with ClickShare



Intro

Working and collaborating in any office environment today should be meaningful, as workers today go to office for very specific reasons. [Recent Gartner research](#) shows that workers prefer to return to the office for in-person meetings for relevant milestones, as well as for face-to-face time with co-workers. Whatever the reason of the commute may be, **workers want a [meaningful workplace](#) that helps them meet and work in the most optimal way.**

When designing the office spaces - and meeting spaces in particular - enabling that connection between co-workers is crucial. ClickShare research underlines that users expect technology to be the main driver for recreating flexible, collaborative work spaces.



80%

of employees believe
easy-to-use tech can make
meetings better





Introducing the right collaboration technology in meeting spaces is the biggest challenge for IT-managers today. How can they tackle the most common struggles and frustrations of meeting room users? Especially in fixed room setups like Microsoft Teams Rooms or Zoom Rooms.

Check our ebook

Watch this video

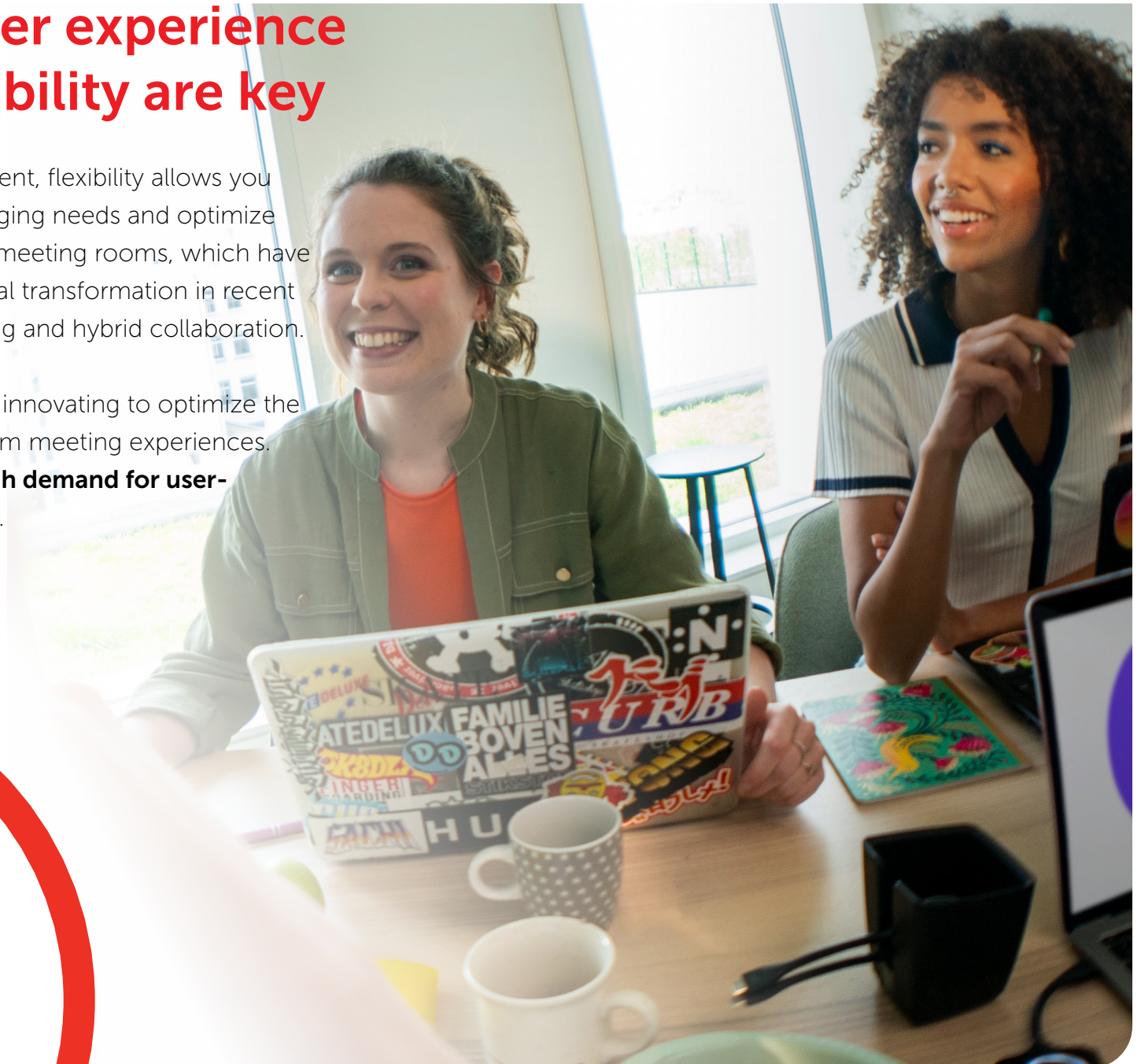


In this ebook we talk about the importance of creating flexibility and great user experiences in hybrid meeting spaces. We show how ClickShare is the most flexible collaboration solution on the market and illustrate with 3 practical designs. For any type of room or any setup you might already have: an empty room, a room with a wired setup or even a fixed conference room. Welcome to ClickShare, it's high time your employees love meeting again.

Why ultimate user experience and unseen flexibility are key

In today's fast-paced work environment, flexibility allows you to adapt to your organization's changing needs and optimize resources. This is especially true for meeting rooms, which have undergone a significant technological transformation in recent years to welcome video conferencing and hybrid collaboration.

Many AV and UC&C brands keep on innovating to optimize the future videoconferencing and in-room meeting experiences. Here flexibility is translated into a **high demand for user-friendly and future-proof solutions.**



Love
meeting

How can ClickShare create flexible rooms?

Add a ClickShare to any meeting space for the highest flexibility. ClickShare provides a **unified, consistent user experience, regardless of the equipment in the room and the platforms used**. Designed to be easy to use, interoperable, and guest-friendly, these spaces allow any user to walk in and start a meeting quickly. With ClickShare, any room is equipped with a set of benefits to meet any type of meeting room or meeting scenario.

What benefits does ClickShare bring?



Simple & wireless:

start your meeting with a single click within just 7 seconds



Interoperable:

works seamlessly with any peripheral and any videoconferencing platform



Flexible:

is open for different scenarios like scheduled, ad hoc, in-room and hybrid meetings



Guest-friendly:

allows any user to host video calls or share content from their own device



User-centric:

provides the same user experience across all types of meeting rooms

**Practical designs to
create a flexible room
with ClickShare
in just a few steps**



Starting from any setup

As an IT administrator, you'll love implementing ClickShare because it brings a unique user experience to every setup. It does not matter if you are starting from an empty room, a room with a wired setup or even a fixed conference room.



1. Empty room

For those rooms that are not yet equipped with any technology, you can bring all the benefits of ClickShare to them by simply combining ClickShare with AV equipment from one of our more than 120 global alliance partners.




2. Room with wired setup

In a wired meeting room, you can find a display, camera and audio. Whenever you want to connect to the display, you need to connect your laptop via a cable. With ClickShare, you get rid of the cable and make the setup much easier to use, wireless and hassle free.



3. Fixed conference room

You can even add ClickShare to a meeting room that has a fixed conference room setup, such as a Microsoft Teams Room. Sharing content in a face-to-face meeting or teleconference becomes effortless. With ClickShare you can easily switch between UC&C platforms mode and Bring Your Own Meeting mode.



More info
empty room >



More info
room with wired setup >



More info
fixed conference room >

1. Empty room

What equipment do you need to get started?

- **Compatible AV peripherals of your choice from our alliance partners**
- **Meeting room display**
- **ClickShare Conference**
- **Your laptop to start the meeting in Bring Your Own Meeting mode (BYOM)**



ClickShare is at the center of a complete meeting room ecosystem, which connects a whole of technologies, hardware and software to make sure everyone in the meeting is seen and heard. Which productivity tools, displays, audio & video peripherals fit your meeting room usually depends on the room size. Different brands offer different solutions perfect for diverse room sizes and types. According to your preferences or the requirements for the room, you can decide to equip with AV solutions from the manufacturer of your choice.



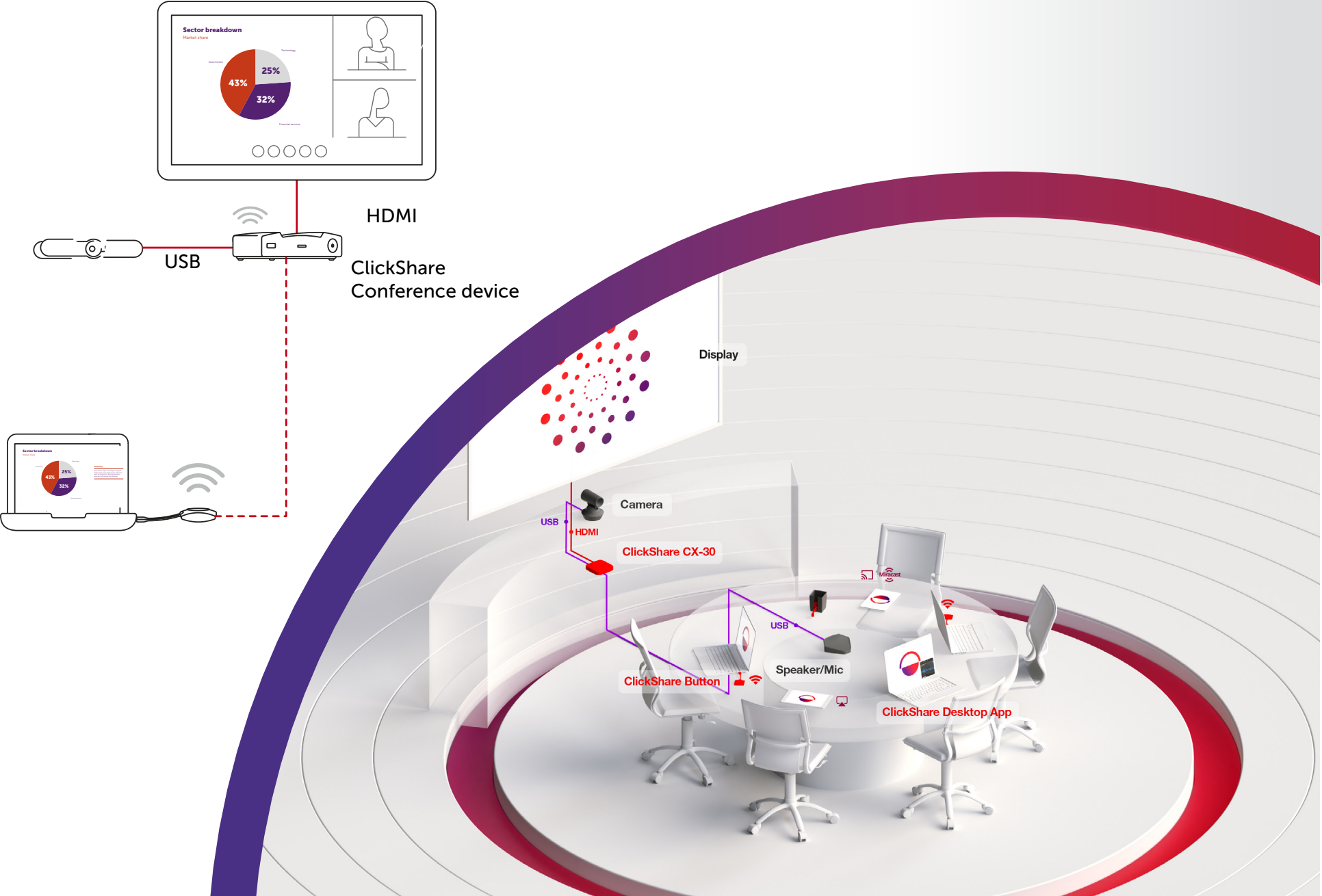
65%

of employees struggle to figure out different setups and how to connect to them when moving between different rooms

ClickShare has more than 120 global alliance partners that ensure compatibility with the setup of your choice and offer you complete flexibility in the meeting space.

**Discover ClickShare
Alliance partners**

Reference diagram



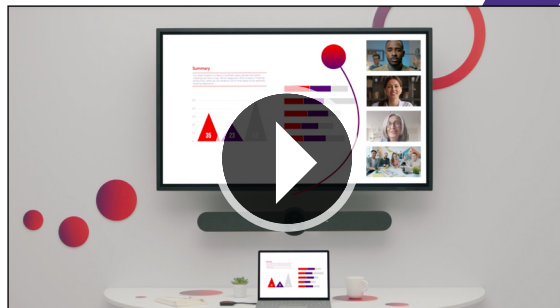
2. Room with wired setup

What equipment do you need to get started?

- AV peripherals of your choice: camera, mics, speakers or an all-in-one device
- Meeting room displays (max. 2)
- ClickShare Conference
- Your laptop to start the meeting in Bring Your Own Meeting mode (BYOM)

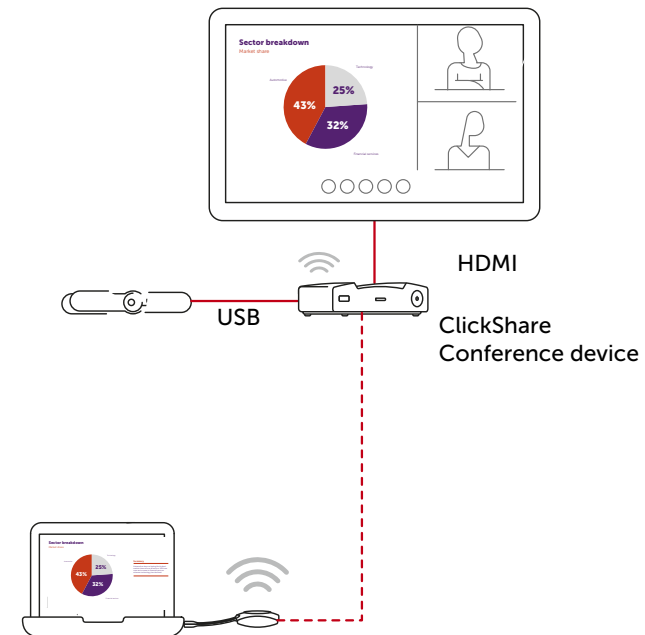
Watch this video

Cut the cable



The added value of ClickShare is clear. By removing the cable-hassle, meetings become flawless, simple and straightforward. Creating a room setup that is completely wireless, makes the user experience simple for all, even guests. Within seconds any user can start a meeting effortlessly. Starting a videocall or content sharing only takes one click.

Reference diagram



3. Fixed conference room

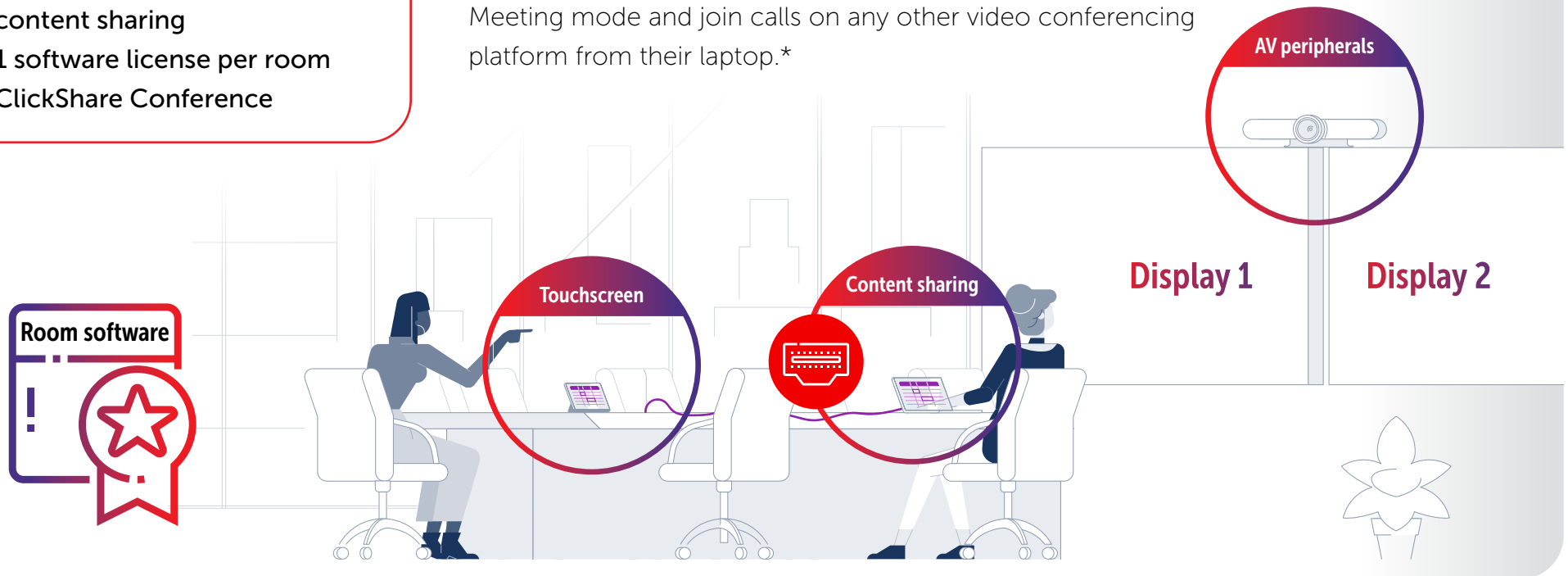
What do you need in the fixed conference room?

- AV peripherals of your choice: camera, mics, speakers or an all-in-one device
- A touchscreen console or interactive screen to start and run hybrid meetings
- Meeting room displays (max. 2)
- A single HDMI output for content sharing
- 1 software license per room
- ClickShare Conference

The separate components of a fixed conference room setup - powered by Android or Windows - are often offered as preinstalled bundles from a series of vendors. There are setups including a collaboration bar (e.g. Logitech RallyBar) and setups including a room system and a separate compute.

When you add ClickShare to a meeting room that has a standardized in-room system, such as a Microsoft Teams Room or Zoom Room, video meeting and content sharing becomes wireless and simple. It also boosts the feeling of equity between in-room and remote users with ConferenceView where both people and content are visible in full view on screen.

Users also benefit from native interoperability. This means that a user can easily switch from the standard video conferencing platform to Bring Your Own Meeting mode and join calls on any other video conferencing platform from their laptop.*




* The automatic switch is enabled on the CX- 50 2nd generation.

Struggling with content sharing in fixed rooms? Check our videos




Stop messing with cables



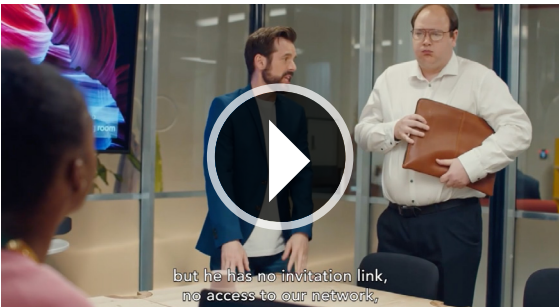
Start presenting in 7 seconds



Have an ad hoc meeting

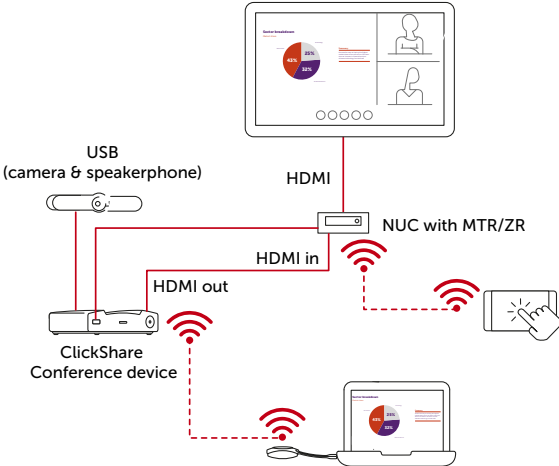


Share two sources on screen



Welcome guests into your meeting room

Reference diagram



Looking to facilitate easier, wireless content sharing? Add ClickShare Present to your setup

With ClickShare Present, you **boost collaboration and content sharing in face-to-face meetings**.

Eliminate the HDMI output. Users can share content from any device and in any type of meeting, without the hassle of using and passing on a cable. In addition, users can **share content side-by-side** for higher engagement.

Also, **guests can easily share content** from any device.

Finally, unplanned, **ad hoc meetings can be set up stress-free** and without delay, as it brings faster and easier access to wireless content sharing.



How ClickShare makes the user experience truly great



Important
for fixed rooms

Enjoy the simplicity of wireless sharing

- Works with one click on the ClickShare Button or App
- Share content wirelessly in both hybrid and in-room meetings
- Native sharing protocols like Airplay, Miracast, or Google Cast for wireless presenting from own devices like mobiles or tablets
- Easier to switch presenters
- Cleaner & tidy work spaces
- Side-by-side content sharing is enabled for two sources on screen



More equitable, inclusive meetings with people and content on screen side-by-side

- The same user experience across all types of meeting room and all scenarios like ad hoc, in-room and hybrid meetings
- Ease-of-use, zero learning and no training needed
- Any user (employee or guest) can host video calls or share content from own devices
- No more audio interferences from laptops dialing into the call or bandwidth issues

Enjoy native interoperability

- Matches any AV peripheral and any video conferencing platform



Use your video conferencing platform of choice and seamlessly switch modes

- With the default mode in the fixed room setup, users start the videocall with the installed video conferencing platform
- With the BYOM mode, users can start a video meeting with any video conferencing platform they prefer from their own laptop
- When closing the call, the room device will automatically switch back to the default fixed room mode
- Switching between the 2 options is easy

Important
for fixed rooms



As IT manager, you win too

Optimize with enterprise grade room management with XMS Cloud

- Efficient maintenance, management and monitoring of your ClickShare fleet
- Increase your meeting rooms' ROI with analytics & insights
- Standardization across all rooms with higher user adoption as a result

Optimize TCO

- SmartCare, free 5 year service package, is included in the purchase of any ClickShare unit. It provides companies with budget predictability, hardware replacements, access to analytics in XMS and expert support
- Free software updates
- No license cost



Why go for ClickShare?

That's simple. ClickShare is the most cost-effective, future-proof solution for any meeting room setup, existing or new. It's the best investment you can make!

With ClickShare you create one uniform, flexible experience in all your meeting spaces, making these easier to monitor and manage. Designed with the user in mind, ClickShare enables truly simple, wireless, equitable and flexible meetings. Even welcoming guests and unplanned meetings. So everyone in your organization can start to love meeting.



Sources

Making sure everyone is seen and heard. Facts & figures on meeting equity - Barco – March 2023 -

<https://www.barco.com/en/inspiration/news-insights/2023-03-15-make-everyone-seen-and-heard>

Exploring the challenges of the hybrid workplace. Hybrid Work as differentiator for organizations - Barco ClickShare Hybrid Meeting research – January 2022 -

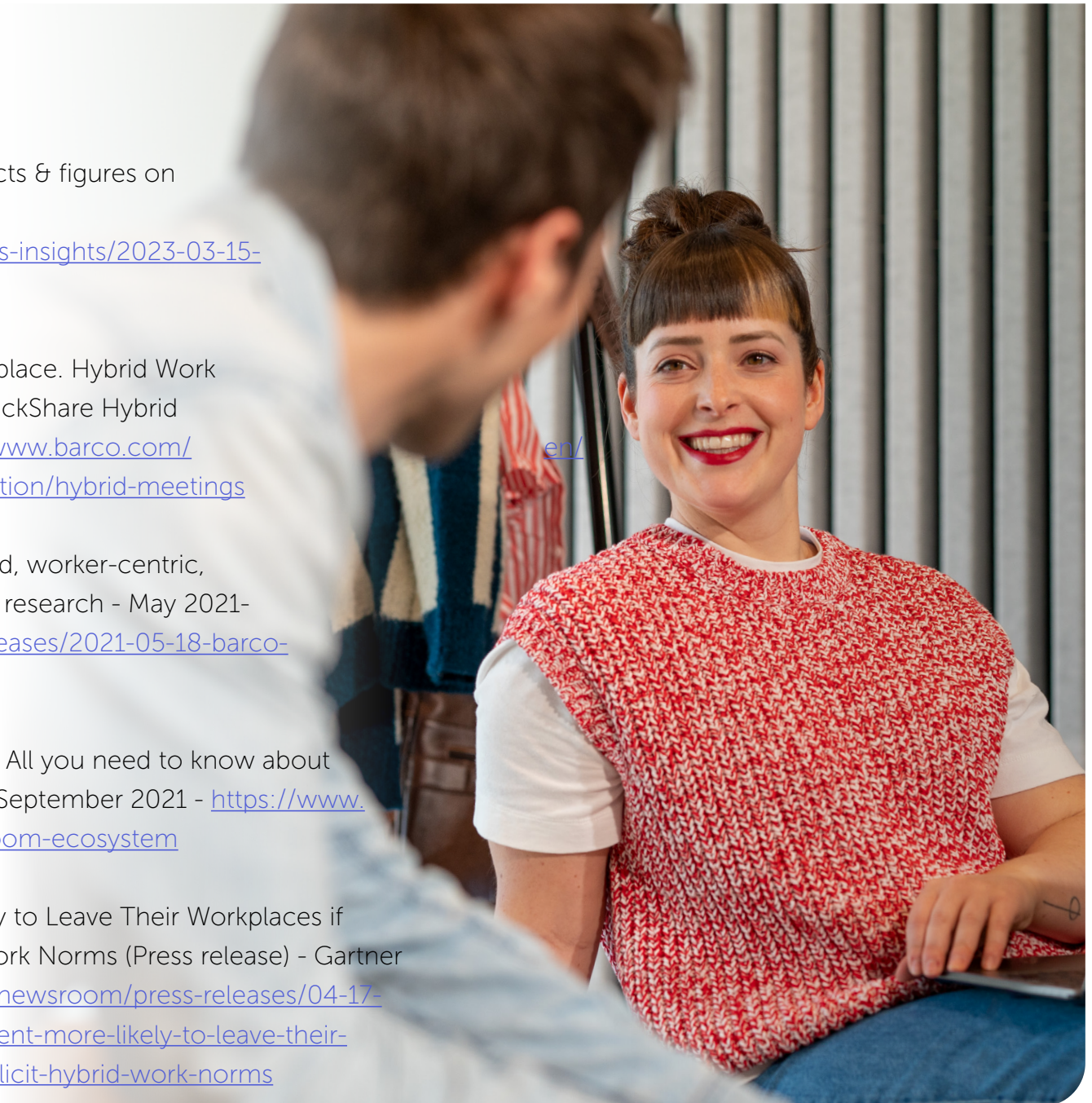
<https://www.barco.com/en/products/clickshare-conferencing-collaboration/hybrid-meetings>

Outlook for the post-covid workplace: hybrid, worker-centric, engaged - Barco ClickShare Hybrid Meeting research - May 2021-

<https://www.barco.com/en/about/press-releases/2021-05-18-barco-research-meeting-rooms-take-center-stage>

When your room is in sync, so is your team. All you need to know about the hybrid meeting room system – Barco – September 2021 - <https://www.barco.com/en/clickshare/hybrid-meeting-room-ecosystem>

Gartner Says Employees Are 12% More Likely to Leave Their Workplaces if Employers Don't Establish Explicit Hybrid Work Norms (Press release) - Gartner – April 2023 - <https://www.gartner.com/en/newsroom/press-releases/04-17-23-gartner-says-employees-are-twelve-percent-more-likely-to-leave-their-workplaces-if-employers-dont-establish-explicit-hybrid-work-norms>



About Barco

At Barco, we believe truly great engineering starts with a clear vision. A vision of a better, smarter, and healthier world. Through visualization & collaboration technology, we accelerate innovation in healthcare, enterprise, and entertainment to create a bright tomorrow.

Barco. Visioneering a bright tomorrow.

About ClickShare

Simply love meeting, like you never have before. Discover ClickShare the wireless collaboration room system that connects your laptop seamlessly to the screen, video & audio of any meeting room.



**Love
meeting**